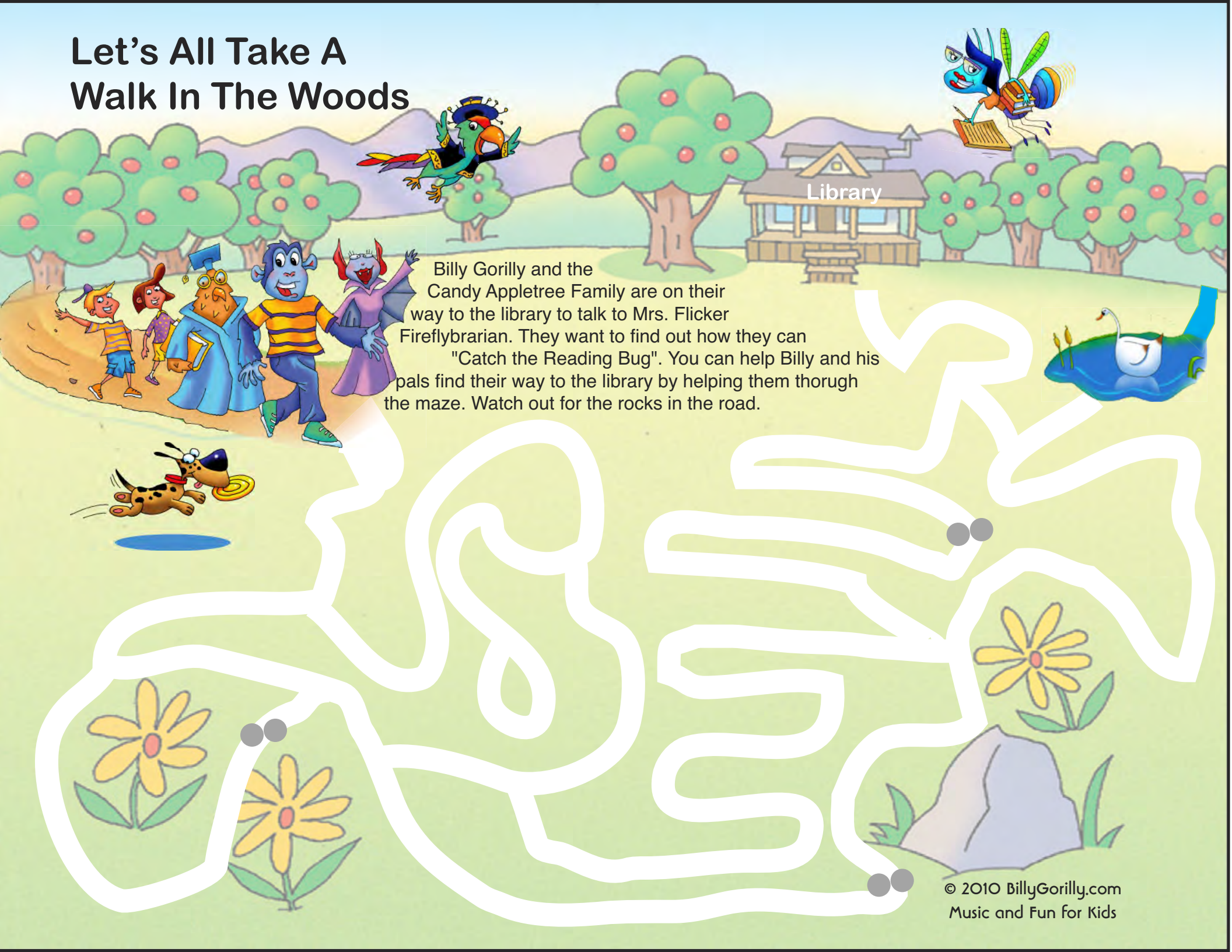



Let's All Take A Walk In The Woods



Billy Gorilly and the Candy Appletree Family are on their way to the library to talk to Mrs. Flicker Fireflybrarian. They want to find out how they can "Catch the Reading Bug". You can help Billy and his pals find their way to the library by helping them through the maze. Watch out for the rocks in the road.


Let's All Take A Walk In The Woods








Squirrel



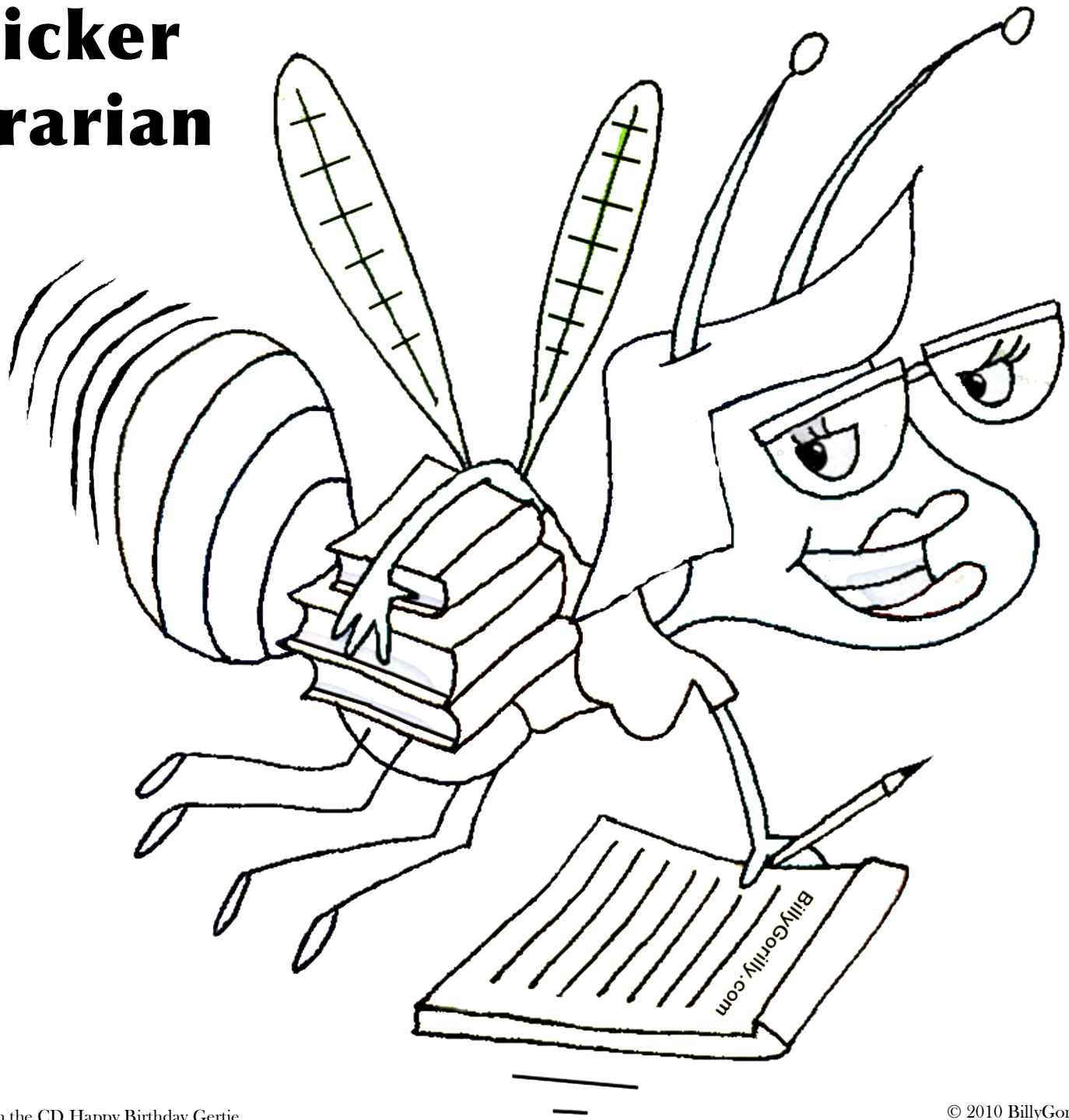
Mushrooms and Flowers



**Baby
Bird
Flying**



Mrs. Flicker Fireflybrarian





A WALK IN THE WOODS

Song Track: 16

Description: A musical nature walk. **A WALK IN THE WOODS** is a fun lively song performed by the whole Candy Appletree Family. Everyone can sing along with this one. All you need to know is “La La La”.

Possible Story Time Themes:

- Woodland
- Discovering nature
- Environmental or recycling

After the children **listen to the song** ask them what they might see if they were in the woods.

Lyrics include—Creeks, Golden Mushrooms, Caves, Squirrels, Baby Birds, and Trees

Use the *Scent Clues* as you Follow Your Nose

Materials Needed

- One lemon
- One orange
- One half onion
- One bunch of fresh rosemary
- One bunch of fresh mint
- One jar of whole cloves
- Coffee beans
- Vanilla beans
- One cut rose

1. With the items out of sight from the children, explain that the things they're about to smell are all plants they might find growing out on a nature walk
2. Have the children cover their eyes with their hands (no peeking)
3. Hold the various items one at a time under each of the children's noses
4. Have them guess what the item is
5. Have the children open their eyes, as you give the answer
6. Possibly give some general information about any of the items that seem to be unfamiliar to the children.
7. After the last item, have the children stand up and take a slow deep breath to smell the fresh air.

Let's all do

The La La Limbo

Materials Needed

- ½" diameter wooden dowel, 3–4 feet in length (limbo stick)

How To Play La La Limbo

- Choose two of the children to be the “trees” that hold the limbo stick (Typically two of the taller children who are approximately the same height are best for this role)
- Have the rest of the children line up single file, (similar to a conga line)
- Tell the “trees” to hold the limbo stick with an open palm as high as possible
- Play the song “A Walk in the Woods”
When the music starts, have the line of children go under the stick
- When the last child in line goes under the stick, have the line circle back to go again, with the “trees” holding the stick slightly lower
- Continue all the while the music plays, encouraging the children to sing along with the “La La La's”
- Find out how low they can limbo