


# MRS. OPOSSUM

## Song Track: 11

**Description:** Performed by the nerdy Owlton W. Hootley, this song is adorable. It teaches children many different facts about opossums in a lighthearted entertaining way.

### Possible Story Time Themes:

- ❖ Opossums
- ❖ Animals
- ❖ Learning about marsupials (female mammal with a pouch).
- ❖ Animals that are helpful to the environment.



## Activity Pages

Mrs. Opossum coloring page  
Download at  
[www.billygorilly.com/coloring.html](http://www.billygorilly.com/coloring.html)  
Mrs. Opossum's maze  
found in this resource kit.

## Ten Facts About Opossums

1. Snails, slugs, cockroaches, rats, mice, dog food, cat food, and leaves are all tasty treats for opossums.
2. The babies are walking and ready to leave the pouch in four months.
3. They like to sleep during the day.
4. They have good night vision.
5. Roam around looking for food at night.
6. They live under and in trees.
7. Opossums do not hang by their tail.
8. Young opossum's are called *Joey's*
9. Can have up to thirteen babies; usually have five to eight babies.
10. Opossums lie down on the ground and play dead when they are threatened.

## Did You Know?

That opossums are good for the environment; it's true. They help keep disease-causing rodents and many problematic bugs like cockroaches under control by eating them. Opossums are not aggressive. If they come to your yard don't be worried they usually leave in a couple of days.

## Tips and Resources

### Suggested Books:


- ❖ **Possum Come A-Knockin' (Dragonfly Books)** by Nancy Van Laan, George Booth
- ❖ **Don't Laugh, Joe! (Picture Puffin Books)** by Keiko Kasza

### Sources of opossum information on the web:

- ❖ The National Opossum Society at [www.opossum.org](http://www.opossum.org)
- ❖ Opossum Society of the United States at [www.opossumsocietyus.org](http://www.opossumsocietyus.org)

*Lets Play...*

## Opossum Rescue



### Materials Needed

- Two brown paper lunch bags
- Two brown paper shopping bags
- Two sheets of "Opossum Rescue" game pieces.
- Two "Opossum Rescue" candy apple tree pictures

### Prepare In Advanced

- Cut out game pieces
- Paste one candy apple tree picture on each shopping bag.

### Directions

1. Explain the dangers of being an opossum (having to be careful around cars, water, dogs, etc.).
2. Have the children make two teams. Each team with a player to hold the pouch (lunch bag) and the rest of the team as rescuers.
3. Place the game pieces in two piles at one end of the room and the two candy apple tree shopping bags at the other.
4. Play the song "Mrs. Opossum".
5. When the music starts, the first rescuer on each team picks up a game piece and drops it into the pouch being held by their teammate.
6. The child holding the pouch walks quickly to the candy apple tree and empties the pouch into the shopping bag, before going back to tag the next rescuer.
7. The next rescuer picks up another game piece to start another rescue.
8. When the song ends, see how many opossums each team has rescued.


# Opossum Rescue

## Game Pieces

Print game pieces on heavyweight paper or laminate them. Cut game pieces apart on the solids lines.

<p>Mrs. Opossum</p>  <p>©2006 flying kitten/kingman www.billygorilly.com</p>	<p>Mrs. Opossum</p>  <p>©2006 flying kitten/kingman www.billygorilly.com</p>	<p>Mrs. Opossum</p>  <p>©2006 flying kitten/kingman www.billygorilly.com</p>
<p>Mrs. Opossum</p>  <p>©2006 flying kitten/kingman www.billygorilly.com</p>	<p>Mrs. Opossum</p>  <p>©2006 flying kitten/kingman www.billygorilly.com</p>	<p>Mrs. Opossum</p>  <p>©2006 flying kitten/kingman www.billygorilly.com</p>
<p>Mrs. Opossum</p>  <p>©2006 flying kitten/kingman www.billygorilly.com</p>	<p>Mrs. Opossum</p>  <p>©2006 flying kitten/kingman www.billygorilly.com</p>	<p>Mrs. Opossum</p>  <p>©2006 flying kitten/kingman www.billygorilly.com</p>





# Opossum Rescue



**Billy Gorilly** is on his way to help Mrs. Opossum. Can you help him find his way through the maze? Billy will see his friends from the Candy Appletree Woods along the way. Using a pencil, draw a line as you find your way to Mrs. Opossum.



Start Here



Rainbow Zoo

Frog Bog



Mrs. Opossum  
End Here



Skip

Candy Apple Dog Park



Candy Appletree Woods