




Name: _____


Big and Small

Read the directions in each box then **color** the correct picture.


1. Color the **small** picture



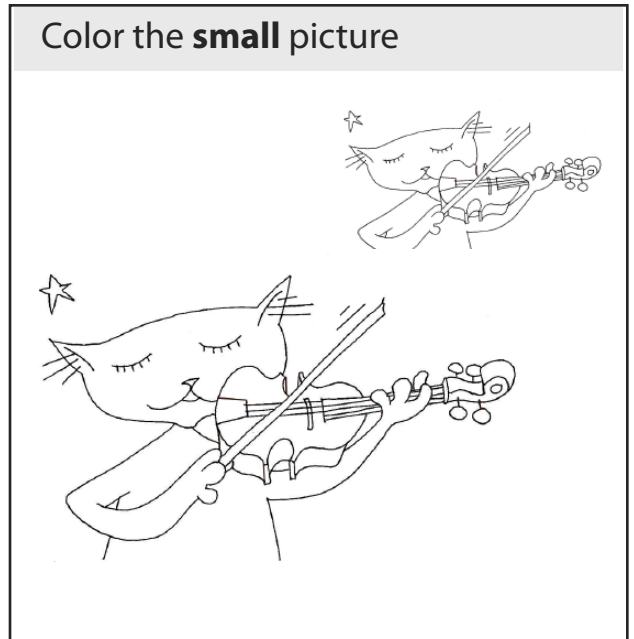
2.



3.



4.



Listen to Billy Gorilly's Podcast for Kids

http://billygorilly.com/podcast_html_files/BillyGorillyShow_Episode18.html





Name: _____

Biggest

Big

Small

Smallest



1.

Circle the **small** picture.



2.

Circle the **Big** picture.



3.

Put an **X** over the **Biggest** picture



4.

Circle the **Smallest** picture.



5.

Put an **X** over the **Biggest** picture.
Circle smallest picture.



Listen to Billy Gorilly's Podcast for Kids

http://billygorilly.com/podcast_html_files/BillyGorillyShow_Episode18.html



Name: _____



Biggest Big Small Smallest

① **Color** all the pictures.

② **Draw an X** over the **Biggest** object.

③ **Circle** the **Small** object.

④ **Draw an X** over the **Smallest** object.



Listen to Billy Gorilly's Podcast for Kids

http://billygorilly.com/podcast_html_files/BillyGorillyShow_Episode18.html