



Name: _____

Counting by Fives

5-25

Fill in the missing numbers.

1.

5		15		25
---	--	----	--	----

2.

	10	15	20	
--	----	----	----	--

3.

5		15		
---	--	----	--	--

4.

	10		20	25
--	----	--	----	----

5.

		15	20	
--	--	----	----	--

6.

5				25
---	--	--	--	----

Listen to Billy Gorilly's Podcast for Kids

http://billygorilly.com/podcast_html_files/BillyGorillyShow_Episode17.html



Name: _____

Counting by Fives

numbers 5-50

Fill in the missing numbers.

1.

5	10			25
	35	40		50

2.

	10		20	
30			45	



Super Thinker

3. Counting by fives what number comes before 10 _____.

4. Counting by fives what number comes after 30 _____.

Count by 5's starting with the number 60. Fill in the missing numbers.

5.

60				
----	--	--	--	--

Listen to Billy Gorilly's Podcast for Kids

http://billygorilly.com/podcast_html_files/BillyGorillyShow_Episode16.html



Name: _____

Counting by Fives

50-100

Fill in the missing numbers.

1.

50		60		70
----	--	----	--	----

2.

	60	65		75
--	----	----	--	----

3.

70			85	
----	--	--	----	--

4.

60	65			80
----	----	--	--	----

5.

	85	90		100
--	----	----	--	-----

6.

75			90	
----	--	--	----	--

Listen to Billy Gorilly's Podcast for Kids

http://billygorilly.com/podcast_html_files/BillyGorillyShow_Episode17.html



Counting by Fives

COOTIE CATCHER

Cut out large square with scissors or paper cutter. Get folding directions on next page.



You get to make 5 wishes

You will learn 5 new things today.

Someone will make you laugh today.

Say the number 5 out loud 10 times.

You get to make 5 wishes

© 2009 BillyGorilly.com

Listen to Billy Gorilly's Podcast for Kids
http://billygorilly.com/podcast_html_files/BillyGorillyShow_Episode17.html



Counting by Fives COOTIE CATCHER

Folding Instructions



Time to complete: 10-15 min.

Difficulty: Easy

Adult assistance needed for very young children

Let's Get Started

Supplies Needed:

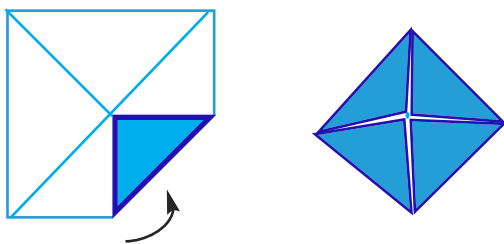
- Computer and Printer
- Printer Paper
- Scissors or Paper Trimmer

Cutting Out, Folding, and Assembling Your Cootie Catcher

1. Print Billy Gorilly's COUNTING BY FIVES Cootie Catcher template.
2. Cut-out large square as shown, using scissors or paper trimmer.
3. With printed side face-up, fold paper in half from corner to corner to make a diagonal crease.



4. Repeat diagonal fold on opposite side
5. Turn your square printed side down. Fold each corner to the center so their points touch the center.



Instructions continue on next page

Listen to Billy Gorilly's Podcast for Kids
http://billygorilly.com/podcast_html_files/BillyGorillyShow_Episode17.html

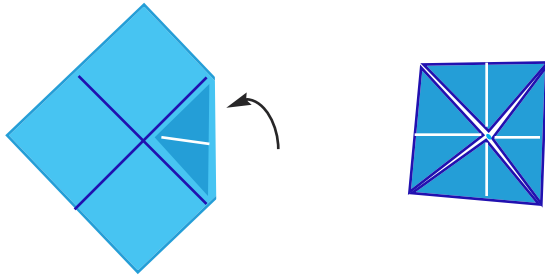


Counting by Fives

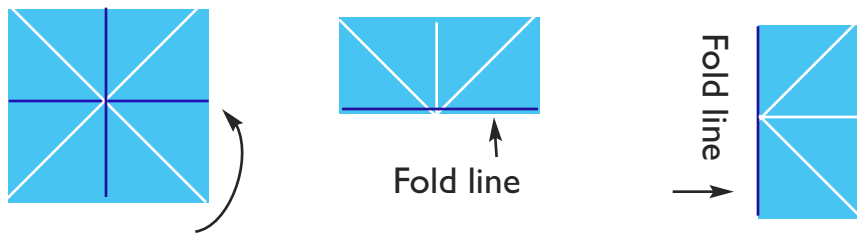
COOTIE CATCHER

Folding Instructions Continued

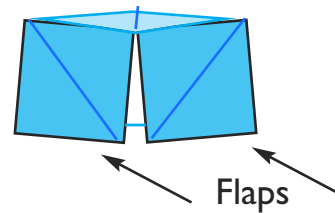
6. Turn your square back over. Now fold each corner in so their points touch the center.



7. Fold your square in half. Unfold and fold in half the other direction.



8. Slide your thumb and index fingers under the four outer flaps.



9. Pinch together to create the four-peak shape of your Billy Gorilly COUNTING BY FIVES cootie catcher.



10. How to Play

- One player holds the cootie catcher
- The other player picks a number on one of the top panels
- Open and close the cootie catcher counting out the number
- The player then picks a number from one of the inside panels
- Open and close the cootie catcher counting out the number
- Have the player pick another number from one of the panels then, open the panel under the number chosen to reveal the hidden message
- You can play over and over. You can even make your own cootie catcher with plain paper, and add your own messages.

Listen to Billy Gorilly's Podcast for Kids

http://billygorilly.com/podcast_html_files/BillyGorillyShow_Episode17.html