



# Head, Shoulders, Knees, and Toes

Basic Anatomy • Ages 4-6

Get **Energized**, **Geniusized**, and **Socialized** with Billy Gorilly

- Billy Gorilly's podcast and 'ready to use' activity pages make it fun and easy for you to teach early learners. Billy sings the song Head, Shoulders, Knees, and Toes in his Podcast for Kids episode 14. Kids will learn where the head, eyes, ears, nose, mouth, shoulders, hands, fingers, knees, and toes are on the body.
- Listening and participating along with the song Head, Shoulders, Knees, and Toes gives children the opportunity to move around and get some needed exercise.
- After listening to the podcast, have the student(s) work on one or several of the activity pages found in this e-book. There are 12-activity-pages to choose from. Coloring, Word Search, Matching, Word Scramble, and more.
- This worksheet and activity e-book gives you options. Print out the whole book or only print the pages selected by you. You decide what is best for you and your student(s). No wasted paper.
- Billy Gorilly's music and educational materials are designed to help you teach in a way that makes learning fun.

Sing along and learn with Billy Gorilly  
Billy sings Head, Shoulders, Knees, and Toes in his own special way

Listen to Billy Gorilly's Podcast for Kids episode 14 at

[http://billygorilly.com/podcast\\_html\\_files/BillyGorillyShow\\_Episode14.html](http://billygorilly.com/podcast_html_files/BillyGorillyShow_Episode14.html)

## Did you know that you can...

Get all of Billy Gorilly's Podcasts at <http://billygorilly.com/podcast.html>

Download your 39-page Educational Resource Kit to go along with the Billy Gorilly and the Candy Appletree Family music CD at <http://billygorilly.com/BillyGorillyresourcekit.pdf> It's Free.

Buy Billy Gorilly music CD's at <http://cdbaby.com/all/billygorilly>

If you have questions or comments please email us at [contactus@billygorilly.com](mailto:contactus@billygorilly.com). We would love to hear from you.

# table of contents

Picture of Billy with labeled body parts 3

Coloring page of Billy with labeled body parts 4

Picture of Billy with blank labels. You fill in. 5

Coloring page of Billy with blank labels. You fill in. 6

Scramble the pictures and words 7

Match the picture to the word 8

Match the word to the picture 9

Draw a line to the matching picture 10

Body Parts Word Search 11

Body Parts Word Search (answer key) 12

Body Parts Word Scramble 13

Song lyrics to Head, Shoulders, Knees, and Toes 14



## Copyright Notice

By downloading any resource from BillyGorilly.com you are agreeing to the following end user license agreement.

### BillyGorilly.com End User License Agreement

You are free to download any resource from this site as an end user and BillyGorilly.com grants you an End User License. You may not redistribute, copy, modify, transfer, transmit, reengineer, repackage, create other works from, or sell any of the content from this site. You may use photocopies or printouts for the purposes of distributing them to your students. BillyGorilly.com reserves the right to terminate this agreement for any or no reason and without notice.

That means:

- \* You may make printouts or photocopies for the purpose of distributing them to your students.
- \* You may keep one printed hard copy for your sole personal use.

Here are some examples of what you can't do with these resources (resources mean any BillyGorilly.com content) but they are not inclusive.

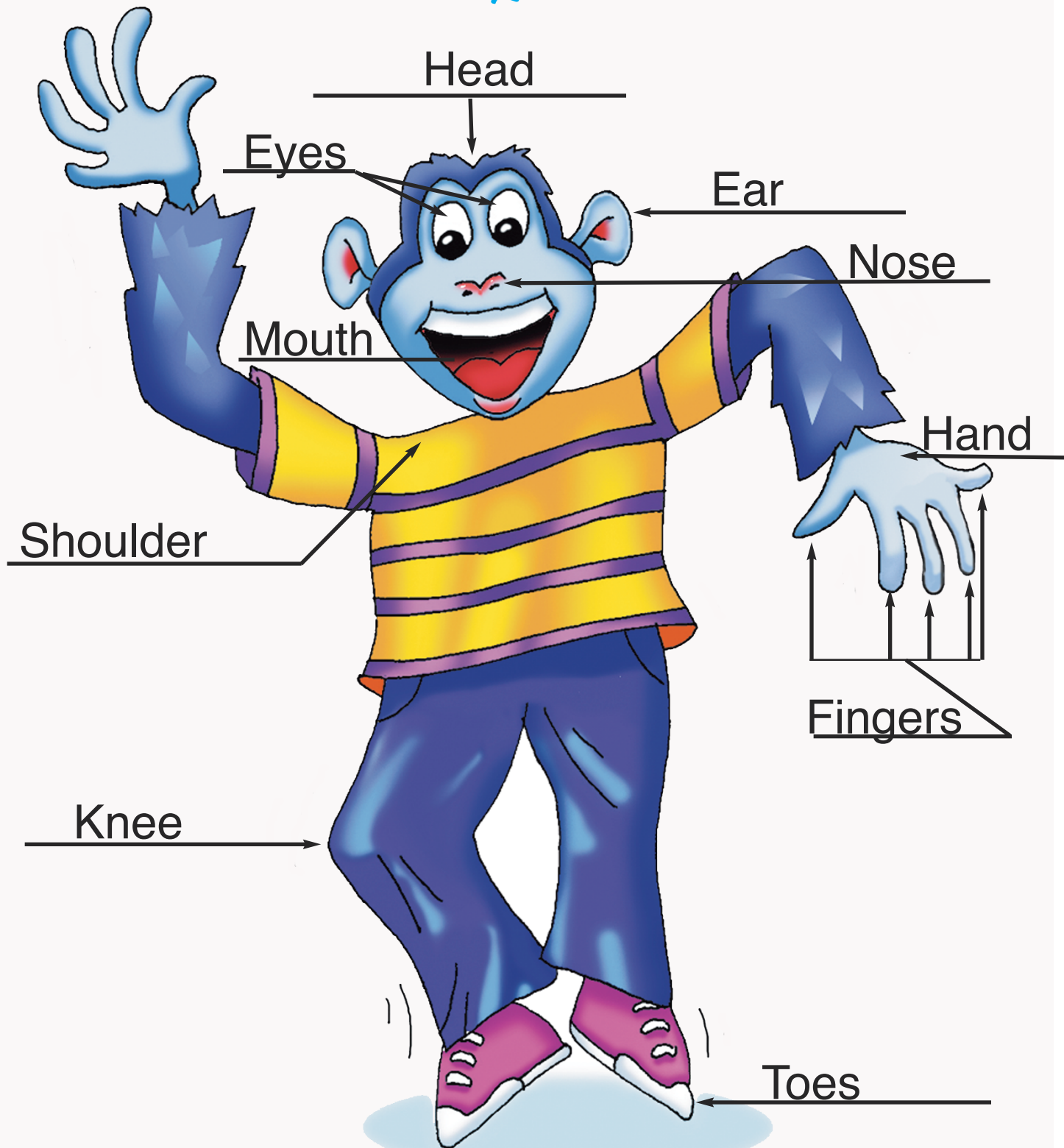
- \* You can't charge for these resources in any way. Not for paper! Not for ink! Not for anything!
- \* You can't scan or copy any image to make your own worksheets or materials.
- \* You can't include these resources with any collection.
- \* You can't cover, remove, alter, or change any part of the resource including the Billy Gorilly branding.
- \* You can't use any part or portion of the resource to create other worksheets or resources.
- \* You can't pass on the resources to any person other than your students. They must download their own.

Name \_\_\_\_\_



# Head, Shoulders, Knees, and Toes

## Body Parts



© 2008 BillyGorilly.com Flying Kitten Music/Kingman Publishing

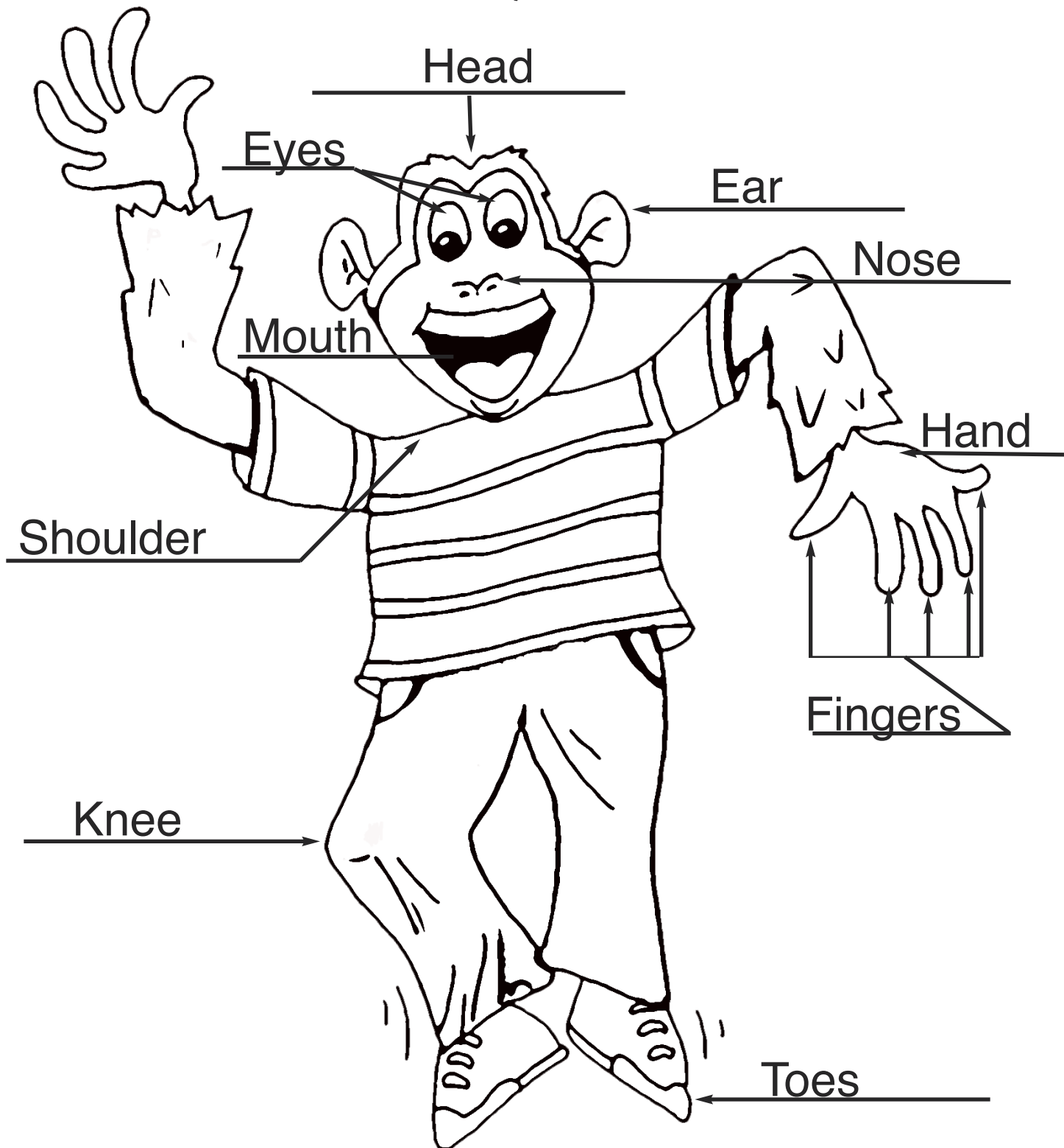
• Sing along and learn with Billy Gorilly. He sings Head, Shoulders, Knees, and Toes in his own special way •  
Billy Gorilly's Podcast for Kids episode 14 at [http://billygorilly.com/podcast\\_html\\_files/BillyGorillyShow\\_Episode14.html](http://billygorilly.com/podcast_html_files/BillyGorillyShow_Episode14.html)

Name \_\_\_\_\_



# Head, Shoulders, Knees, and Toes

## Body Parts



© 2008 BillyGorilly.com Flying Kitten Music/Kingman Publishing


• Sing along and learn with Billy Gorilly. He sings Head, Shoulders, Knees, and Toes in his own special way •  
Billy Gorilly's Podcast for Kids episode 14 at [http://billygorilly.com/podcast\\_html\\_files/BillyGorillyShow\\_Episode14.html](http://billygorilly.com/podcast_html_files/BillyGorillyShow_Episode14.html)

Name \_\_\_\_\_



# Head, Shoulders, Knees, and Toes

## Body Parts



© 2008 BillyGorilly.com Flying Kitten Music/Kingman Publishing

• Sing along and learn with Billy Gorilly. He sings Head, Shoulders, Knees, and Toes in his own special way •  
 Billy Gorilly's Podcast for Kids episode 14 at [http://billygorilly.com/podcast\\_html\\_files/BillyGorillyShow\\_Episode14.html](http://billygorilly.com/podcast_html_files/BillyGorillyShow_Episode14.html)

Name \_\_\_\_\_



# Head, Shoulders, Knees, and Toes

## Body Parts



© 2008 BillyGorilly.com Flying Kitten Music/Kingman Publishing

• Sing along and learn with Billy Gorilly. He sings Head, Shoulders, Knees, and Toes in his own special way •  
 Billy Gorilly's Podcast for Kids episode 14 at [http://billygorilly.com/podcast\\_html\\_files/BillyGorillyShow\\_Episode14.html](http://billygorilly.com/podcast_html_files/BillyGorillyShow_Episode14.html)



Name \_\_\_\_\_

# Head, Shoulders, Knees, and Toes

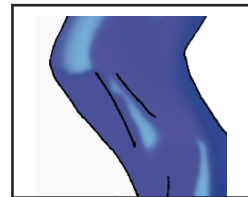
## Body Parts

### Picture and Word Scramble

**Instructions:** Cut out the body part pictures and the blue word labels. Spread the pictures and the labels out on a table. Make sure to mix them up. Now, see if you can match the body part picture to the correct body part word. • **Tip** Use pages 8 & 9 for more matching fun.



Head



Knee



Eyes



Toes



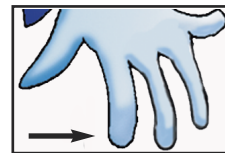
Ear




Mouth



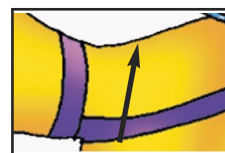
Nose



Fingers



Hand



Shoulder

Name \_\_\_\_\_



# Head, Shoulders, Knees, and Toes

## Body Parts

Match the picture to the correct word

**Instructions:** Use the pictures that you cut out on page 7. Set the body part picture on the box that matches the body part word.

**Tip** *Glue or tape the pieces in place when you have finished the puzzle*




Example


Head



Knee



Eyes



Toes



Ear



Mouth



Nose



Fingers



Hand



Shoulder



Name \_\_\_\_\_



# Head, Shoulders, Knees, and Toes

## Body Parts

### Match the word to the correct picture

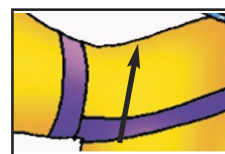

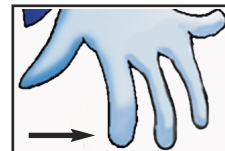



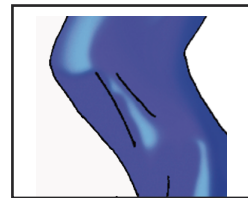
**Instructions:** Use the word labels that you cut out on page 7. Set the body part word label on the box that matches the body part picture.

**•Tip** *Glue or tape the pieces in place when you have finished the puzzle*



Example

Head























Name \_\_\_\_\_

# Head, Shoulders, Knees, and Toes

## Match the Body Parts

**Instructions:** Draw a line from the picture of a body part in the left column to the matching body part in the right column.

© 2008 BillyGorilly.com Flying Kitten Music/Kingman Publishing

• Sing along and learn with Billy Gorilly. He sings Head, Shoulders, Knees, and Toes in his own special way •  
Billy Gorilly's Podcast for Kids episode 14 at [http://billygorilly.com/podcast\\_html\\_files/BillyGorillyShow\\_Episode14.html](http://billygorilly.com/podcast_html_files/BillyGorillyShow_Episode14.html)

Name \_\_\_\_\_



# Head, Shoulders, Knees, and Toes

## Body Parts Word Search

**Instructions:** Search for the hidden words. Draw a circle around the words when you find them.

S	D	N	F	D	S	S	W	B	C	X	W	Y	Y	W
N	C	L	V	I	D	H	J	V	N	X	I	F	Y	A
J	K	D	H	K	B	O	Z	H	U	U	B	Q	J	O
J	I	H	Z	A	W	U	Q	P	T	E	L	F	N	R
W	J	B	R	D	N	L	J	Z	U	W	B	Q	J	O
C	C	T	V	H	G	D	C	Y	M	U	Z	Y	S	A
R	O	O	X	L	P	E	S	F	M	O	U	T	H	F
L	W	E	S	F	M	R	A	B	H	I	W	M	V	W
M	F	S	W	C	Q	S	T	R	H	T	E	E	V	X
G	A	I	R	J	N	Q	Z	H	S	G	M	Y	T	V
U	U	V	N	Z	O	G	K	N	E	E	S	E	X	B
I	M	N	P	G	S	I	U	S	Z	K	S	S	N	F
A	J	X	H	C	E	G	I	H	E	A	D	V	Z	N
A	A	F	M	E	F	R	Z	Y	Q	K	A	U	Y	B
S	V	P	U	O	X	F	S	R	U	P	B	C	D	A

### Word Guide

HEAD	EYES	KNEES	TOES	NOSE
MOUTH	EARS	HANDS	FINGERS	SHOULDERS

© 2008 BillyGorilly.com Flying Kitten Music/Kingman Publishing

• Sing along and learn with Billy Gorilly. He sings Head, Shoulders, Knees, and Toes in his own special way •  
 Billy Gorilly's Podcast for Kids episode 14 at [http://billygorilly.com/podcast\\_html\\_files/BillyGorillyShow\\_Episode14.html](http://billygorilly.com/podcast_html_files/BillyGorillyShow_Episode14.html)

**Answer Key**

Name \_\_\_\_\_



**Head, Shoulders, Knees, and Toes**

**Body Parts Word Search**

**Instructions:** Search for the hidden words. Draw a circle around the words when you find them.

The word search grid contains the following words highlighted in orange:

- HEAD (row 12, columns 5-9)
- EYES (row 10, columns 10-14)
- KNEES (row 8, columns 10-14)
- TOES (row 10, columns 15-19)
- NOSE (row 12, columns 20-24)
- MOUTH (row 6, columns 15-20)
- EARS (row 10, columns 25-29)
- HANDS (row 12, columns 30-34)
- FINGERS (row 10, columns 35-39)
- SHOULDERS (row 8, columns 35-40)

**Word Guide**

HEAD	EYES	KNEES	TOES	NOSE
MOUTH	EARS	HANDS	FINGERS	SHOULDERS

© 2008 BillyGorilly.com Flying Kitten Music/Kingman Publishing

• Sing along and learn with Billy Gorilly. He sings Head, Shoulders, Knees, and Toes in his own special way • Billy Gorilly's Podcast for Kids episode 14 at [http://billygorilly.com/podcast\\_html\\_files/BillyGorillyShow\\_Episode14.html](http://billygorilly.com/podcast_html_files/BillyGorillyShow_Episode14.html)

Name \_\_\_\_\_



# Head, Shoulders, Knees, and Toes

## Body Parts Word Scramble

Unscramble the words below. Write the correct word in the box to the right of the scrambled word.

• **Tip** use the word list below to help

1.	oest	
2.	sndha	
3.	ingefrs	
4.	osen	
5.	reas	
6.	outhm	
7.	yese	
8.	eekns	
9.	eadh	
10.	hosuldser	

### Word List


head      eyes      ears      nose      mouth  
 shoulders      hands      knees      fingers      toes



# Song Lyrics



## Head, Shoulders, Knees, and Toes



• Sing along and learn with Billy Gorilly. He sings Head, Shoulders, Knees, and Toes in his own special way •  
 Billy Gorilly's Podcast for Kids episode 14 at [http://billygorilly.com/podcast\\_html\\_files/BillyGorillyShow\\_Episode14.html](http://billygorilly.com/podcast_html_files/BillyGorillyShow_Episode14.html)