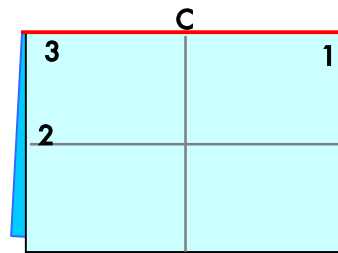
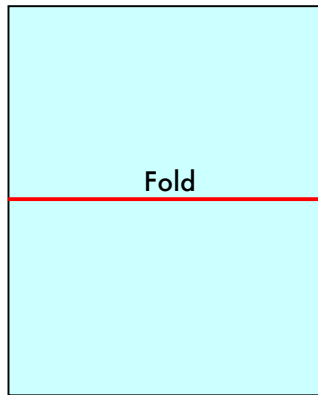


Make A Five-Point Star

Make a five-point star by folding a piece of paper a few times and then making one cut. This is the type of 5-point star some say Betsy Ross made for the first flag of the United States of America.

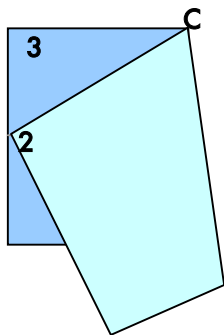
Supplies needed:

- ★ A piece of paper (8 ½ x 11 in.)
- ★ Scissors

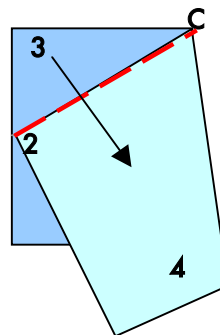


Step 1. Fold paper in half.
* C= center

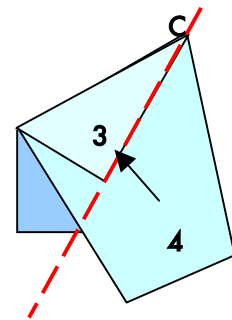
Step 2. Fold corner "1" toward center line "2".




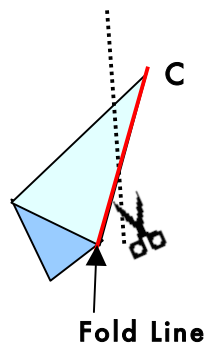
Step 3. Fold corner "3" toward number "4" along red dashed line.



Step 4. Fold area "4" along red dashed line toward number "3".



Step 5. Cut paper along dotted line. Unfold paper to see your perfect 5-point star!



Finished 5-point star